

## DIMENSIONS:

30" tall x 28" wide x 24.5" deep

30" tall x 34" wide x 24.5" deep

## SHELF:

1 - Galvanized steel shelf

## AVAILABLE COLOURS:

Cabinets are supplied with a textured powder coated black frame & side panels. Cabinet doors are available in six standard colors: black, white, red, orange, royal blue and yellow.

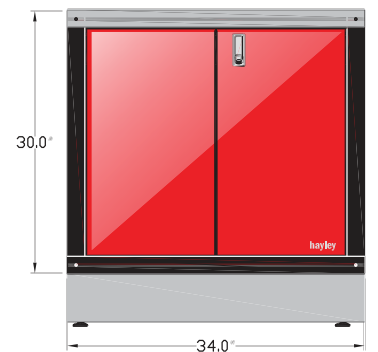
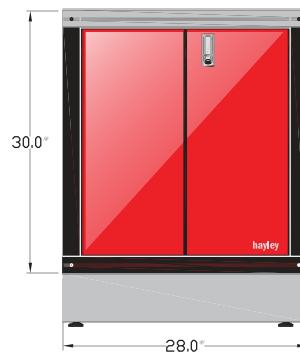
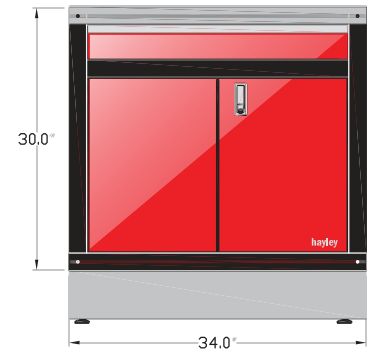
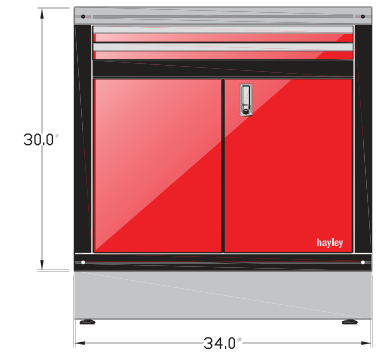

\*Custom colours are available (see your local dealer for details).



## FEATURES:

- 100% modular for expandability
- 100% Canadian made
- Doors are double sided for extra strength and durability
- Cabinets are constructed from 16 gauge steel providing: higher strength, greater rigidity, tighter tolerances, and longer life.
- Rolled edges; no burrs or sharp edges
- Textured chrome latch - Standard (matte black optional)
- Stainless steel full length hinges
- Textured powder coated paint; reduces scuffs and fingerprints, easily cleaned
- ¼" x 2" slotted mounting holes for easy installation and adjustability

## LOWER CABINETS



### DIMENSIONS:

18" tall x 14" deep

24" tall x 14" deep

30" tall x 14" deep

### SHELF:

1 - Galvanized steel shelf

### AVAILABLE COLOURS:

Cabinets are supplied with a textured powder coated black frame & side panels. Cabinet doors are available in six standard colors: black, white, red, orange, royal blue and yellow.

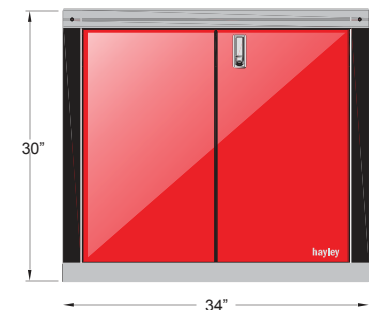
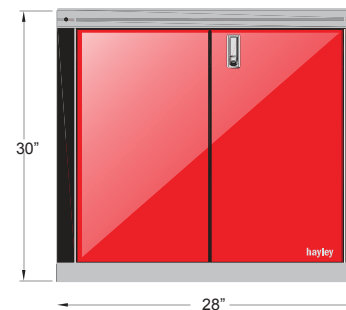
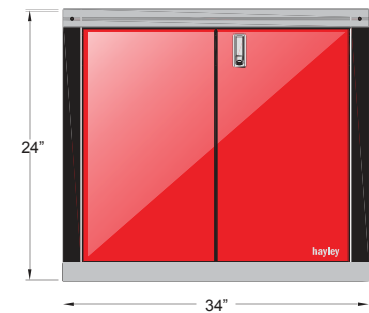
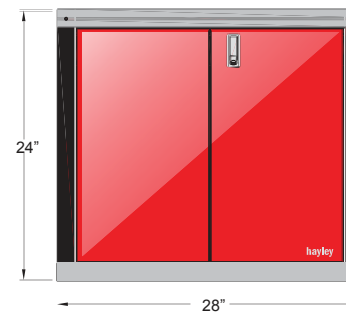
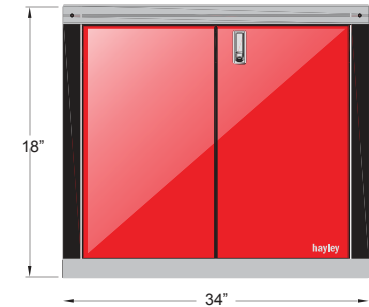
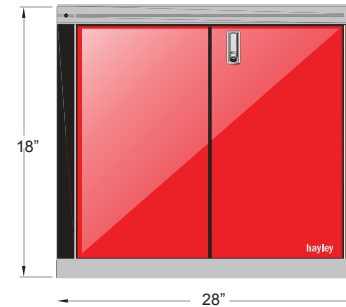
\*Custom colours are available (see your local dealer for details).



### FEATURES:

- 100% modular for expandability
- 100% Canadian made
- Doors are double sided for extra strength and durability
- Cabinets are constructed from 16 gauge steel providing: higher strength, greater rigidity, tighter tolerances, and longer life.
- Rolled edges; no burrs or sharp edges
- Textured chrome latch - Standard (matte black optional)
- Stainless steel full length hinges
- Textured powder coated paint; reduces scuffs and fingerprints, easily cleaned
- 1/4" x 2" slotted mounting holes for easy installation and adjustability

## UPPER CABINETS



# CORNER CABINETS

## DIMENSIONS:

18" tall x 24.5" wide x 14" deep  
24" tall x 24.5" wide x 14" deep  
30" tall x 24.5" wide x 14" deep

## SHELF:

1 - Galvanized steel shelf

## AVAILABLE COLOURS:

Cabinets are supplied with a textured powder coated black frame & side panels. Cabinet doors are available in six standard colors: black, white, red, orange, royal blue and yellow.

\*Custom colours are available (see your local dealer for details).



## FEATURES:

- 100% modular for expandability
- 100% Canadian made
- Doors are double sided for extra strength and durability
- Cabinets are constructed from 16 gauge steel providing: higher strength, greater rigidity, tighter tolerances, and longer life.
- Rolled edges; no burrs or sharp edges
- Textured chrome latch - Standard (matte black optional)
- Stainless steel full length hinges
- Textured powder coated paint; reduces scuffs and fingerprints, easily cleaned
- 1/4" x 2" slotted mounting holes for easy installation and adjustability

